

Hopton Primary

Impact Report



Address:
Hopton Primary
Theltenham Road
Hopton
IP22 2QY



2022-23



Headteacher:
Mrs Claire Wright

Telephone:
01953 681449

Key Information

Sla delivery weeks

Aut 1	Aut 2	Spr 1	Spr 2	Sum 1	Sum 2
7	7	5	6	6	7

Unit Costs to school

BC	PPA(am)	LC	PPA(pm)	ASC
	£75.00		£75.00	£45.00
	1		2	2

Overall Costs

Overall Weekly	Overall Yearly
£315.00	£11,970.00

Provision Impact

Curricular PE attainment levels and lesson planning available to view on schools portal

<https://schools.premier-education.com>

BC LC ASC PPA Enrichment Holiday

AFTER SCHOOL CLUB: Provide children with a taste of different sports from which they may develop a passion. A wide breadth of sports clubs for both gender and ages with a varied menu of opportunity. Encourage fair play and teamwork whilst teaching children rules, skills and tactics of specific sports.

CURRICULUM COVER: Physical education learning outcomes used in framework to focus planning, session delivery and assessment to ensure relevance and progress over time – assuring coherence and consistency. Report and discuss progress and achievement to class teachers, school leaders.

Yearly Impact Statistics

Total places available on EC this year	Total places filled on EC clubs this year	Total places unfilled	% of maximum EC club spaces filled this year	Number of boy bookings on EC clubs	Number of girl bookings on EC clubs	% boys attending EC clubs	% girls attending EC clubs
200	152	48	76.00%	106	46	69.74%	30.26%

Breakfast Club Average Numbers

Aut 1	Aut 2	Spr 1	Spr 2	Sum 1	Sum 2
N/A	N/A	N/A	N/A	N/A	N/A

After School Club Average Numbers

Aut 1	Aut 2	Spr 1	Spr 2	Sum 1	Sum 2
15.00	13.50	16.00	16.00	15.50	N/A

Total Hours of Sport Delivered by Premier this year

342

Activity Professionals in school this year

Sports delivered on clubs this academic year

1	FOOTBALL
2	DODGEBALL
3	GYMNASTICS
4	BASKETBALL
5	ARCHERY
6	
7	
8	
9	
10	
11	
12	
13	
14	
15	
16	



Alfie Faulkner



Owen Paynter



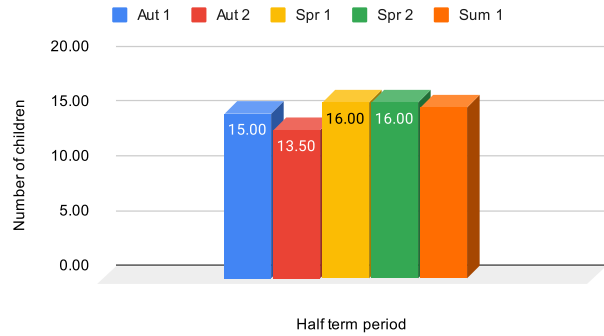
Sam Slark-Hollis



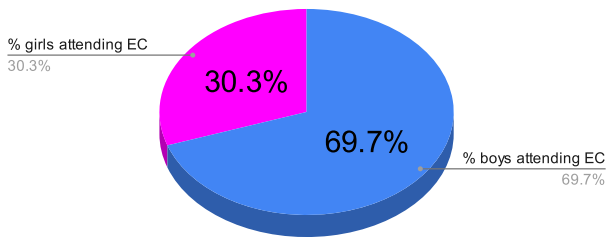
Visual Data Analysis

No data

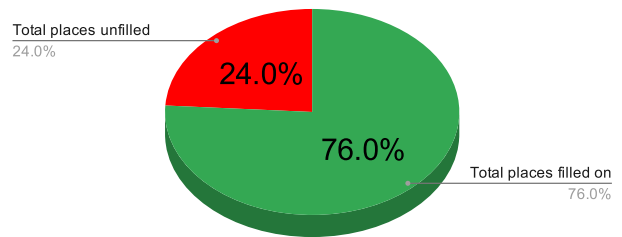
Average half termly numbers attending ASC clubs



% of Boys vs Girls attending EC clubs



% of Places filled / unfilled on EC clubs



Advisories / Discussion Points

1	Low club numbers - Barriers to attendance ?
2	Only 23% female attendance on clubs
3	All pupils getting access to PE and After school club free of charge
4	Reception ? lunch club ?
5	